

Access[®] High-Low PLUS Power Exam Table

Specifications

Advanced Safety

- Exclusive SafeGlide™ leg extension increases safety and satisfaction
- ComfortGrip™ Patient Assist Handles facilitate easy transfers and adjustments, enhancing patient independence and safety during examinations
- Return to chair feature on power back models
- Anti-tamper on/off switch limits accidental motion
- Industry-best three safety zones prevent injuries during table movement
- 18" (45.7 cm) low height that raises to 37" (94 cm), both ADA compliant
- Easy on/off for patients
- Powered backrest adjusts for easy patient positioning*

** Pneumatic back models are also available*

Patient Comfort

- Easy lateral wheelchair transfers
- Multi-density support upholstery
- Standard adjustable ergonomic stirrups
- Toe/leg extension & stainless steel debris tray

Clinician Convenience

- Mayo Pass-Through work surface on side of table
- Signature Storage Hub with patented pass-through side drawers that are accessible from right or left side of the table
- Flip-top storage compartment completes the storage hub offering additional space to keep paper rolls, supplies and equipment.

Table Specifications

- 450 lb (204 kg) weight capacity (6000PLUS, 6001PLUS, 6500PLUS, 6501PLUS models)
- 700 lb (317 kg) weight capacity (6800PLUS, 6801PLUS models)
- ComfortGrip™ patient assist handles come standard
- Ergonomic adjustable stirrups come standard
- Foot control comes standard
- Industry best 5-year warranty
- **Height:** 18"-37" (45.7 cm – 94 cm) — Both heights are ADA compliant

- **Front drawer:**
19.75" x 19.25" x 4"
(50.2 cm x 48.9 cm x 10.1 cm)
- **Side drawer (each):**
22.5" x 20.25" x 8"
(57.2 cm x 51.4 cm x 20.3 cm)
- **Paper roll storage capacity:**
23" x 23.25" x 3.25"
(58.4 cm x 49.1 cm x 8.3 cm)
- **Slide-through paper roll holder:**
accepts 21" & 18" rolls

- **Length:** 60", extends to 78"
(152.4 cm – 198.1 cm)
- **Upholstery Width:** 28"
(71.1 cm)
- **SafeGlide™ Leg extension length:**
18" (45.7 cm)
- 115VAC, 60Hz outlet
- Safe, low voltage actuators
- Up to 6° pelvic tilt
- 60-Watt front drawer heater
- Easy to clean, seamless upholstery

Certifications

All Brewer products conform to US & Canadian electrical & medical industry codes & regulations and meet or exceed industry requirements.

- UL 60601-1
- CAN-CSA C22.2 No. 601.1
- ISO 13485:2016



Models:

Recommended Models:

- **6000PLUS**
Access High-Low Exam Table
– Pneumatic Back
- **6001PLUS**
Access High-Low Exam Table – Pneumatic Back w/pelvic tilt & drawer warmer
- **6500PLUS**
Access High-Low Exam Table
– Power Back
- **6501PLUS**
Access High-Low Exam Table – Power Back w/outlet, pelvic tilt & drawer warmer

Access High-Low 700 lb Models:

- **6800PLUS**
Access High-Low Exam Table 700 – Power Back
- **6801PLUS**
Access High-Low Exam Table 700 – Power Back w/outlet, pelvic tilt & drawer warmer

Accessories:

- **3500687PLUS:**
EasyGlide™ Mobility System
- **99502:**
One Universal Socket Clamp
- **99504:**
Deluxe Articulating Knee Crutches*
- **100253-TG:**
Urology Drain Pan System
- **100407PLUS:**
Front Drawer Dividers
- **100540:**
Two Support Adapters for Knee Crutches
(factory installed)
- **100550:**
Two Support Adapters for Knee Crutches
(field installed)
- **102031PLUS:**
Brewer Welch Allyn® IV Bracket
(factory installed)
- **102032PLUS:**
Brewer Welch Allyn® IV Bracket
(field installed)
- **101800PLUS:**
6001PLUS Outlet
- **3500077:**
Footrest Pad
















**Requires two 99502 and one of either 100540 or 100550*



Create an elevated patient-provider experience.

Models	6000PLUS	6001PLUS	6500PLUS	6501PLUS	6800PLUS	6801PLUS
Weight Capacity	450	450	450	450	700	700
ADA Compliant 18" Seat Height	✓	✓	✓	✓	✓	✓
Power Base	✓	✓	✓	✓	✓	✓
Power Back			✓	✓	✓	✓
Manual Back	✓	✓				
Patient Assist Handles	✓	✓	✓	✓	✓	✓
Stirrups	✓	✓	✓	✓	✓	✓
Pelvic Tilt & Drawer Warmer		✓		✓		✓
Outlet		Optional		✓		✓
Work Surface	✓	✓	✓	✓	✓	✓
Mobility	Optional	Optional	Optional	Optional	Optional	Optional

Available Colors.

 Chateau Grey AF906	 Flannel AF945	 Horizon AF928	 Mist AF938	 Black Satin PR40
 Cool Grey MV821	 Eclipse AF919	 Blue Fog PR46	 Cocoa PR51	 Cabernet PR36
 Feather PR37	 Deep Sapphire PR55	 Gunmetal PR92	 Clamshell PR57	 Ivy PR53

Need a closer look? Contact us to receive physical samples of our vinyl or base materials.

Custom colors available.



1-888-273-9371 | [BrewerCompany.com](https://www.BrewerCompany.com)

The Brewer Difference.

Industry's most
safety features.

Industry's only
5-year warranty.

USA-made in
the Midwest.

LIT-M-070 RevA