

# Access<sup>®</sup> Fixed Height Exam Table

## Specifications

### Advanced Patient Care

- Reduce the risk of profit-robbing patient and staff injury with large step and easy accessibility
- Preserve exam room space and save clinicians' time with up to 30% more storage drawer area to maximize tight exam room spaces
- Improve patient satisfaction and help infection control efforts with the superior upholstery of Access
- Reduce your total cost of ownership with our industry-leading five year warranty for peace of mind

### Superior Quality

- Industry-leading standard five year warranty
- Made in the USA
- IEC 60601 certified
- Seamless upholstery offer easy cleanability and infection control

### Ergonomics & Comfort

- Seamless, multi-layer upholstery comes standard
- Simple pneumatic backrest for easy patient positioning
- Adjustable, integrated ergonomic stirrups

### Table Specifications

- **Weight Capacity:** 500 lbs (227 kg)
- **Seat height:** 32" (81.3 cm)
- **Length:** 57.3"; expandable to 71" (145.5 cm - 180.3 cm)
- **Leg extension length:** 13.7" (34.8 cm)
- **Upholstery width:** 26.5" (67.3 cm)
- 5.2 cubic feet of storage (147 liters)
- Pass-through side drawers accessible from right or left side of table
- **Front drawer:** 19.8" x 19.2" x 3.8" (50.3 cm x 48.8 cm x 9.7 cm)
- **Side drawers:** 22.6" x 20.2" x 7" (57.4 cm x 51.3 cm x 17.8 cm)
- **Paper roll storage capacity:** accommodates up to 21" paper rolls
- **Step Dimensions:** 17.7" x 20.4" x 8" (45 cm x 51.8 cm x 20.3 cm)
- Industry-best 5 year warranty
- Easy-to-clean, seamless upholstery
- 115VAC, 60Hz outlet, 5.8 amps max
- Leg extension and plastic debris tray
- Optional 5 degree pelvic tilt and 60-watt front drawer heater
- Optional footrest pad

### Certifications

All Brewer products conform to US & Canadian electrical & medical industry codes & regulations and meet or exceed industry requirements.

- UL 60601-1
- CAN-CSA C22.2 No. 601.1
- ISO 13485:2016



## Models:

### Recommended Models:

- **5000**  
Access Exam Table with pneumatic back, stirrups and outlet
- **5001**  
Access Exam Table with pneumatic back, stirrups, outlet, pelvic tilt and drawer heater
- **5000-SP-CN**  
Standard model with pneumatic back and stirrups
- **5001-SP-CN**  
Standard model with pneumatic back, stirrups, pelvic tilt and drawer heater


## Accessories:

- **98464:**  
Stainless Steel Treatment Pan
- **100253:**  
Urology Drain Pan System
- **100407:**  
Front drawer dividers (can order up to 7)
- **102022:**  
Brewer Welch Allyn® Exam Light / IV Bracket (factory installed)
- **102023:**  
Brewer Welch Allyn® Exam Light / IV Bracket (field installed)
- **3500077:**  
Footrest Pad


# Create an elevated patient-provider experience.

Models	5000-SP-CN	5000	5001-SP-CN	5001
Weight Capacity	500	500	500	500
Stirrups	☑	☑	☑	☑
Drawer Warmer			☑	☑
Pelvic Tilt			☑	☑
Storage Capacity	5.2 cu ft	5.2 cu ft	5.2 cu ft	5.2 cu ft
Electric Recepticle		☑		☑
Front Drawer Dividers	Optional	Optional	Optional	Optional
Footrest Pad	Optional	Optional	Optional	Optional


## Available Colors.




Clamshell  
21




Gunmetal  
22




Feather  
23




Black Satin  
24




Saddle  
25




Tapestry  
26




Cabernet  
27




Cocoa  
28




Deep Sea  
29



Ivy  
30



Deep Sapphire  
31



Blue Fog  
32

Need a closer look? Contact us to receive physical samples of our vinyl or base materials.

*Custom colors available.*



1-888-273-9371 | [BrewerCompany.com](https://www.BrewerCompany.com)

## The Brewer Difference.

Industry's most safety features.

Industry's only 5-year warranty.

USA-made in the Midwest.