

# Brewer

## MODEL 63100 MOBILE EQUIPMENT CART



<i>Important Information</i> .....	2	<i>Operation</i> .....	3
<i>Safety Information</i> .....	2	<i>Maintenance</i> .....	3
<i>Specifications</i> .....	2	<i>Options, Accessories</i> .....	4
<i>Assembly</i> .....	2	<i>Limited Warranty</i> .....	4

**Brewer**  
more possibilities

The Brewer Company  
13901 Main Street  
Menomonee Falls, WI 53051  
P 1.888.Brewer.1  
F 262.251.1786  
[www.brewercompany.com](http://www.brewercompany.com)

## IMPORTANT INFORMATION

### General

The Brewer Mobile Equipment Cart is designed to solve your storage shortages. The cart provides additional storage for medical supplies as a room-to-room supply transport and a solution to a lack of cabinet space.

### Service

If you require assistance with the installation or operation of your Brewer Mobile Equipment Cart, call the Brewer Customer Service Department at **1.888.Brewer.1**. Our trained staff will attempt to assist you in correcting the problem directly over the phone. If service is required, a factory authorized technician will be sent to your location. Please fill in the following information for use when calling The Brewer Company or your distributor with questions regarding your unit.

Date of Purchase \_\_\_\_\_

Model Number \_\_\_\_\_


Please enter your model number, (from your invoice or box label) for easy reference.


## SAFETY INFORMATION


### Safety Information


The primary concern of The Brewer Company is that the equipment is operated and maintained with the safety of the patient and healthcare staff in mind. To ensure safe and reliable operation:

- Read and understand all instructions in this manual before attempting to install or operate the cart.
- Ensure that appropriate personnel are informed with the manual contents. This is the responsibility of the purchaser.
- Ensure that this manual is located near the cart, or if possible permanently affixed to the cart.

Failure to follow instructions with this symbol  could result in serious personal injury and/or damage to the unit.

 **DANGER** indicates an imminently hazardous situation which, if not avoided, will result in death or serious injury.

 **WARNING** indicates a potentially hazardous situation which, if not avoided, could result in death or serious injury.

 **CAUTION** indicates an imminently or potential hazardous situation which, if not avoided, may result in serious injury and/or equipment damage.

## SPECIFICATIONS

Weight of Cart ..... 90 lbs.  
 (With carton)..... 100 lbs.  
 Top Weight Capacity ..... 100 lbs.  
 Drawer Weight Capacity ..... 15 lbs.

Height ..... 34.50 in.  
 Width ..... 22.00 in.  
 Depth ..... 21.50 in.

## ASSEMBLY

### NO ASSEMBLY REQUIRED

Perform the following sequence when setting up the cart:

1. Carefully unpack the cart.
2. Be sure casters are level.
3. Position cart in desired location.

*NOTE: Inspect all boxes and contents for damage. Report any damage to the carrier immediately.*

*NOTE: Save all packaging in case re-shipment is required.*

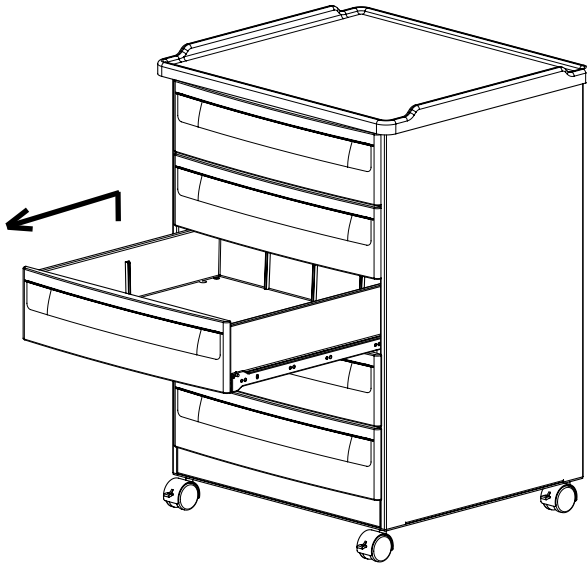
### CAUTION

- Exceeding the drawer capacity or extending all drawers may cause the cart to tip.
- The cart weighs approximately 90 lbs. Two or more people should assist in removing the cart from the shipping carton.
- To avoid damaging the cart's top or painted surfaces, **DO NOT** use a knife or any other sharp object to open the packaging.

## OPERATION

### Removing Drawers

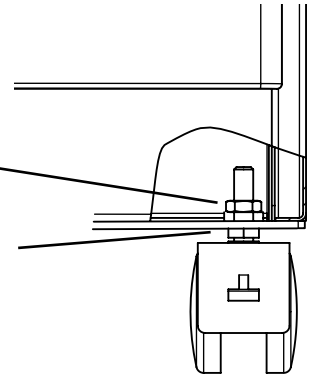
1. Pull drawer out to stop.
2. Grab drawer by sides, lift slightly and pull out.



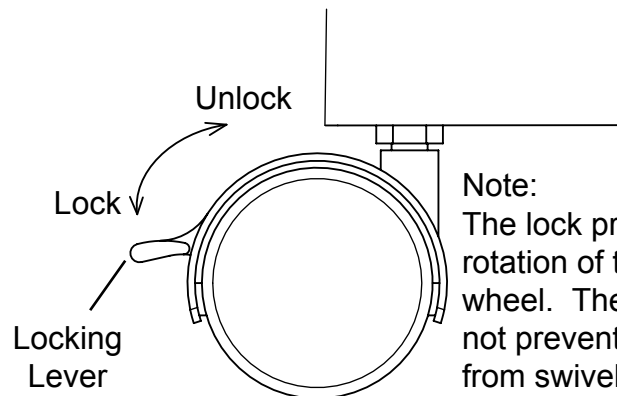
### Leveling the Casters

The casters are leveled at the factory. If an adjustment is necessary follow the steps shown in below.

1. Remove bottom drawer.
2. Loosen locknut.
3. Adjust height of caster using a wrench on this hex.



### Locking / Unlocking The Casters



**Note:**  
The lock prevents rotation of the caster wheel. The lock does not prevent the caster from swiveling.

## MAINTENANCE

### Cleaning

#### **Drawers and Top Surface**

The cart drawers and top surface should be cleaned daily by wiping with a damp cloth or sponge. Clean periodically with a mild soap and water solution.

#### **Painted Metal Surfaces**

Wipe all painted metal surfaces with a damp cloth or sponge at least once a week.

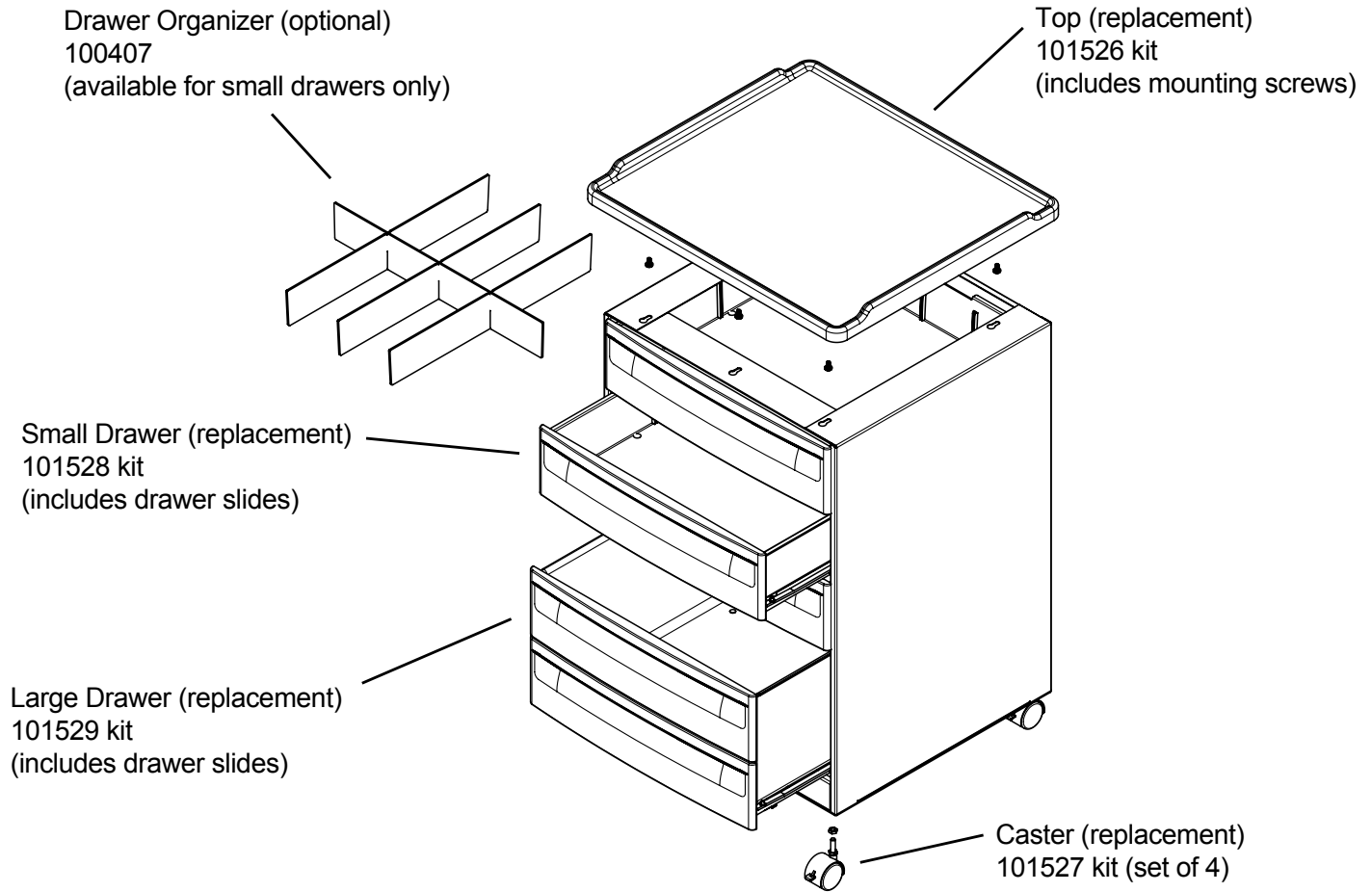
### Preventative Maintenance

- Inspect the drawers by moving in and out to ensure satisfactory operation.
- Check casters to ensure they are fastened properly to the cabinet and the wheels spin freely.



**The top surface material is resistant to most medicinal-type stains, but may be damaged by solvents and dyes. Remove any fluids which are spilled on the surface immediately. All surfaces should be cleaned within your facility's guidelines concerning antimicrobials and blood-borne pathogens.**

**OPTIONS, ACCESSORIES, AND COMMON SERVICE PARTS**



**LIMITED WARRANTY**

**The Brewer Company  
GENERAL TERMS AND CONDITIONS**

**Warranty:** The Brewer Company warrants its mobile cart to be free from defects in parts and workmanship under normal use and service for a period of five (5) years from date of shipment. The Brewer Company will not be responsible for any Product failure due to abuse, misuse, modification or improper use or for any use which exceeds the published capacity of the Product. Products returned by prepaid freight for inspection and found defective will, at the option of The Brewer Company, be repaired or replaced at no charge, but no claim for outside labor or other charges will be allowed. Products must not be authorization from The Brewer Company. Requests for authorization must be in writing and accompanied by the original purchase order, The Brewer Company invoice number and a copy of the invoice for the Product. THIS WARRANTY IS EXCLUSIVE AND IN LIEU OF ALL OTHER WARRANTIES AND REMEDIES WHATSOEVER, INCLUDING BUT NOT LIMITED TO IMPLIED WARRANTIES OF MERCHANTABILITY AND/OR FITNESS FOR A PARTICULAR PURPOSE. NO AGENT, EMPLOYEE, OR REPRESENTATIVE OF THE BREWER COMPANY HAS ANY AUTHORITY TO MAKE ANY AFFIRMATION, REPRESENTATION, OR WARRANTY NOT SET FORTH IN THESE TERMS AND CONDITIONS CONCERNING ANY PRODUCTS OF THE BREWER COMPANY. THE BREWER COMPANY SHALL HAVE NO LIABILITY WHATSOEVER FOR DAMAGES CAUSED BY TRANSPORTATION, ACCIDENTS, FIRE, UNAUTHORIZED ALTERATION, OR NORMAL WEAR OR ABUSE, NOR SHALL THE BREWER COMPANY HAVE ANY LIABILITY WHATSOEVER FOR ANY INCIDENTAL OR CONSEQUENTIAL DAMAGES, including without limitation, lost profits or any such damages arising from (a) the design, manufacture, sale, delivery, installation, repair, operation or use of products of The Brewer Company or any part thereof, (b) any actual or alleged failure or defect in products of The Brewer company or any part thereof, or (c) any actual or alleged breach or non-performance by The Brewer Company of this limited warranty.

**Freight Claims:** Upon receipt, merchandise should be carefully examined to ascertain that proper amount has been received in good condition. Any claim for shortage or damage must be made with delivering carrier within five (5) days from receipt of goods. We do not assume any responsibility for loss or damage in transit, and compensation for such loss must be obtained from the carrier.